

16 KW / 20 KVA POWERED by



MODEL

TP-P16-T1-60

Triton Power is a world leader in the design, manufacture of stationary, mobile and rental generator sets and Power Modules from 10 to 2000 kW. Through our commitment to quality we manufacture with only the highest quality components from companies like Cummins, John Deere, Perkins, Marathon, and Deep Sea. All of this plus our worldwide warranty, customer service professionals, is why Triton is the **THE POWER OF QUALITY**



Available Voltage 3 Phase 120/208, 110/220, 120/240, 277/480 Power Factor 0.8	Standby	kVA	20
		kW	16
	Prime	kVA	18
		kW	14

Standby : Continuous running at variable load for duration of an emergency. No overload is permitted on these ratings. In accordance with ISO 3046 .

Prime : Continuous running at variable load for unlimited periods with 10% overload available for 1 hour in any 12 hour period. In accordance with ISO 8528, ISO 3046.

- High quality, reliable and complete power unit
- Compact design
- Easy start and maintenance
- Every generator set is subject to a comprehensive test program which includes full load testing and checking and providing of all control and safety shut down functions testing
- Full engineered with a wide range of options and accessories:
 - Sound Attenuated Enclosure
 - Trailer with fuel tank
 - UL Listed Fuel Tank
 - Permanent Magnet Generator
 - Electronic Governor





ENGINE INFORMATION

ENGINE MAKE		PERKINS
Model		403A-15G2
Tier Rating		Tier 1
Engine Speed	RPM	1800
Engine Power Output at rated rpm	kWm	18
	HP	24
Cooling		Radiator Cooled
Aspiration		Natural
Total Displacement	Liter	1.496
No. of Cylinders and Build		3 Vertical in-line
Bore and Stroke	mm x mm	84 x 90
Compression Ratio		22.5:1
Governor		Mechanical
Fuel Consumption (L/hr)	Full Load	3.4
	75% Load	3.0
	50% Load	2.4
Fuel Tank Capacity (Non-UL)	Liter	55
Oil Capacity	Liter	6
Coolant Capacity	Liter	6
Radiator Cooling Air	m³/min	70

<p>Compact, Efficient Power</p> <ul style="list-style-type: none"> • 400 Series is the result of an intensive period of customer research that has guided the development of the range. • The new 1.5 liter cylinder block ensures bore roundness is maintained under the pressures of operation. It also ensures combustion and mechanical noise is lowered. • A new cylinder head has re-established Perkins mastery of air control. <p>Quality by Design</p> <ul style="list-style-type: none"> • Product design and Class A manufacturing improvements enhance product reliability while maintaining Perkins legendary reputation for durability. 	<p>Cost Effective Power</p> <ul style="list-style-type: none"> • Compact size and low noise. • Lower fuel consumption and oil use. • 500 hour service intervals. • 1 year warranty. <p>Product Support</p> <ul style="list-style-type: none"> • Total worldwide service is provided through a network of 4,000 distributors and dealers. • TIPSS - The Integrated Parts and Support System enables customers to specify and order parts electronically as well as service engines with on-line guides and service tools.
---	--

Manufacturer reserves the right to make changes in model, technical specifications, color, equipment and accessories without prior notice.
All photos are representative and may not reflect exact model



CONTROLLER INFORMATION DEEP SEA MODEL 7420

The DSE7420 is a control module for single gen-set applications. The module incorporates a number of advanced features to meet the most demanding on-site applications. The DSE7420 is an Automatic Start Control Module designed to start and stop diesel and gas generating sets that include electronic and non-electronic engines. The module includes USB, RS232 and RS485 ports as well as dedicated DSENet® terminals for expansion device connectivity. The modules are simple to operate and feature a simple menu layout for improved clarity. Enhanced features include a real time clock for enhanced event and performance monitoring, Ethernet communications for low cost monitoring, dual mutual standby to reduce engine wear and tear, and preventative maintenance features to detect engine part faults prior to a major problem occurring.

MAIN FEATURES:



NEW FEATURES

- Neutral position on breakers
- Mains current protection
- Improved mains detection 3phase 3 wire
- Additional programmable logic
- Improved modem diagnostics
- Remote control sources (10) can be accessed via SCADA
- Additional electrical trip options
- Additional start delay functions
- Oil pressure values from additional engines
- Front panel editing of scheduler
- Now displays kW as % of rated kW setting

STANDARD FEATURES

- Backed up real time clock
- True dual mutual standby with load balancing timer
- Ethernet communications
- Multiple date and time maintenance scheduler
- 132 x 64 pixel LCD display
- Configurable display languages
- Programmable event logging (250), showing reason, date and time
- Robust module enclosure
- Five key menu navigation
- Durable soft touch membrane buttons
- Fully configurable via PC software

- LED and LCD alarm indication
- Engine exercise mode
- Configurable start & fuel outputs
- kWh monitoring
- Automatic load transfer
- (11)Configurable inputs
- (8) Configurable outputs
- Configurable timers and alarms
- Modbus RTU / TCP
- Magnetic pick-up
- Selected front panel programming
- Multiple date and time exercise scheduler
- Configurable display pages
- Programmable load shedding/acceptance
- Mutual standby
- Preventative maintenance
- kW overload protection
- 3 alternative configurations
- Unbalanced load protection
- SMS messaging (external modem required)
- Power save mode
- Security levels - PC software has password system to control access to PC software features
- Configuration file downloads from an external memory device
- RS232 & RS485 communications
- DSENet® compatible

BENEFITS

- 132 x 64 pixel ratio makes information easy to read
- Real time clock provides accurate event logging
- PC software is license free
- Set maintenance periods can be configured to maintain optimum engine performance
- Ethernet communications provides advanced remote monitoring at low cost
- Modules can be integrated into building management systems
- Preventative maintenance avoids expensive engine down time
- Advanced PCB layout ensures high reliability

OPERATION

The module is operated using the front STOP/RESET, MANUAL, AUTO, TEST and START pushbuttons. An additional pushbutton next to the LCD display is used to scroll through the modules metering displays.



ALTERNATOR INFORMATION

Manufacturer	Mecc Alte
Design	Brushless single bearing, revolving field
Stator	2/3 pitch
Rotor	Single bearing, flexible disc
Insulation System	Class H
Standard Temperature Rise	125 -163°C Continuous
Exciter Type	Self Excited
Phase Rotation	A (U), B (V), C (W)
Alternator Cooling	Direct drive centrifugal blower fan
AC Waveform Total Harmonic Distortion	No load < 1.5%. Non distorting balanced linear load < 5%
Telephone Influence Factor (TIF)	<50 per NEMA MG1-22.43
Telephone Harmonic Factor (THF)	<2%

STANDARD ITEMS

- Mainline Circuit Breaker
- Generator Set mounted on Heavy Duty Steel Base Frame
- Anti-Vibration Pads between Engine/Alternator and Frame
- 8 to 10 Hour Base Fuel Tank (up to 600 kW)
- Forklift Pockets within Base Frame (up to 400 kW)
- Battery Charging Alternator

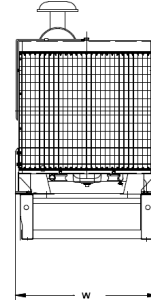
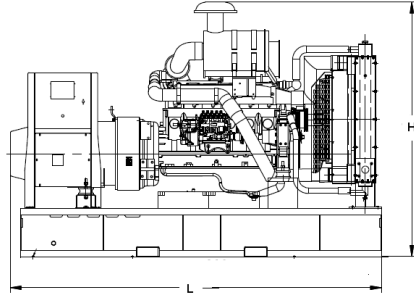
OPTIONAL ITEMS

ENGINE OPTIONS	<ul style="list-style-type: none"> • Engine Block Heater • Racor Fuel Water Separator • Oil Heater
ALTERNATOR OPTIONS	<ul style="list-style-type: none"> • Permanent Magnet Generator • Anti-Condensation Heater • Oversized Alternator (Motor Starting)
OTHER OPTIONS	<ul style="list-style-type: none"> • Sound Attenuated Enclosure with Critical Silencer (70 db at 7 meters) • Trailer (with or without fuel tank) • UL-142 Base Mounted Fuel Tank • Residential or Critical Grade Silencer

Manufacturer reserves the right to make changes in model, technical specifications, color, equipment and accessories without prior notice.
 All photos are representative and may not reflect exact model

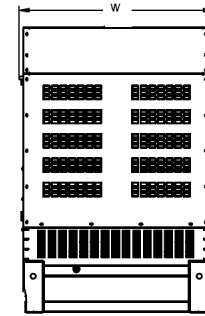
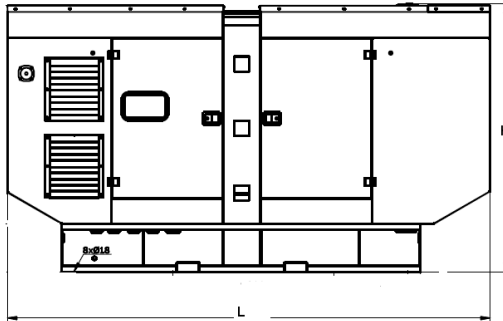


WEIGHT AND DIMENSIONS



SKID MOUNTED GENERATOR

DIMENSIONS (LxWxH)	mm	1433 x 600 x 1118
DRY WEIGHT	kg	481



SOUND ATTENUATED GENERATOR

DIMENSIONS (LxWxH)	mm	1932 x 927 x 1308
DRY WEIGHT	kg	725

FEATURES AND BENEFITS OF ENCLOSURE:

- All enclosure parts are modular
- No welding to reduce corrosion
- Doors on both sides for easy maintenance
- All metal parts are powder coated
- Critical Exhaust Silencer Included
- Thermally insulated exhaust system
- Emergency stop located on exterior
- Easy Lifting and Moving

Distribuido por:



PBX (502) 2485 4300 - info@proyeq.com - www.proyeq.com